

**TEXAS HOUSE OF REPRESENTATIVES
COMMITTEE ON APPROPRIATIONS**



CHAIR JOHN OTTO

AGENDA

TUESDAY, JULY 19, 2016

10:00 A.M.

ROOM E1.030

I. CALL TO ORDER

II. CHAIRMAN'S OPENING REMARKS

III. CHARGE #16: Evaluate the effectiveness of the Department of Public Safety's use of funds appropriated during the 84th legislative session for border security operations. Examine existing data and reporting on border security metrics, and recommend improvements to ensure the availability of accurate information in considering sustaining or increasing border security funds.

LEGISLATIVE BUDGET BOARD

- Angela Isaack, Manager
- John Wielmaker, Senior Analyst

DEPARTMENT OF PUBLIC SAFETY

- Steve McCraw, Director
- Suzy Whittenton, Chief Financial Officer

IV. ADJOURNMENT



LEGISLATIVE BUDGET BOARD

Update: State Funding for Border Security

Covering the 2nd & 3rd Quarters of Fiscal Year 2016

PRESENTED TO THE HOUSE APPROPRIATIONS COMMITTEE

LEGISLATIVE BUDGET BOARD STAFF

July 2016

Update: State Funding for Border Security


These materials include information on the following topics:

1. Historical funding for border security
2. Expenditure status of Border Security Initiative appropriations
3. References

Historical Funding for Border Security

Total State Appropriations for Border Security (In Millions, All Funds)

Biennium	DPS	Gov.	TMD	TPWD	TDCJ	TABC	TCOLE	TOTAL
2008-09	\$ 108.2	\$ -	\$ -	\$ 2.1	\$ -	\$ -	\$ -	\$ 110.3
2010-11	102.1	13.3	-	4.3	0.5	-	-	120.1
2012-13	212.9	4.0	-	4.7	0.5	-	-	222.1
2014-15	478.9	6.8	59.0	11.2	0.5	-	-	556.2
2016-17*	789.4	38.4	-	9.9	0.5	1.2	0.2	839.6
TOTAL:	\$ 1,691.5	\$ 62.4	\$ 59.0	\$ 32.2	\$ 1.9	\$ 1.2	\$ 0.2	\$ 1,848.3
	91.51%	3.38%	3.19%	1.74%	0.10%	0.06%	0.01%	100.0%



As a percentage of total funding since 2008-09
 DPS totals include Operation Stonegarden Federal Funds in FY 2014-2017

* DPS appropriations include funds to reimburse TMD and TPWD for expenses from participation in Operation Secure Texas

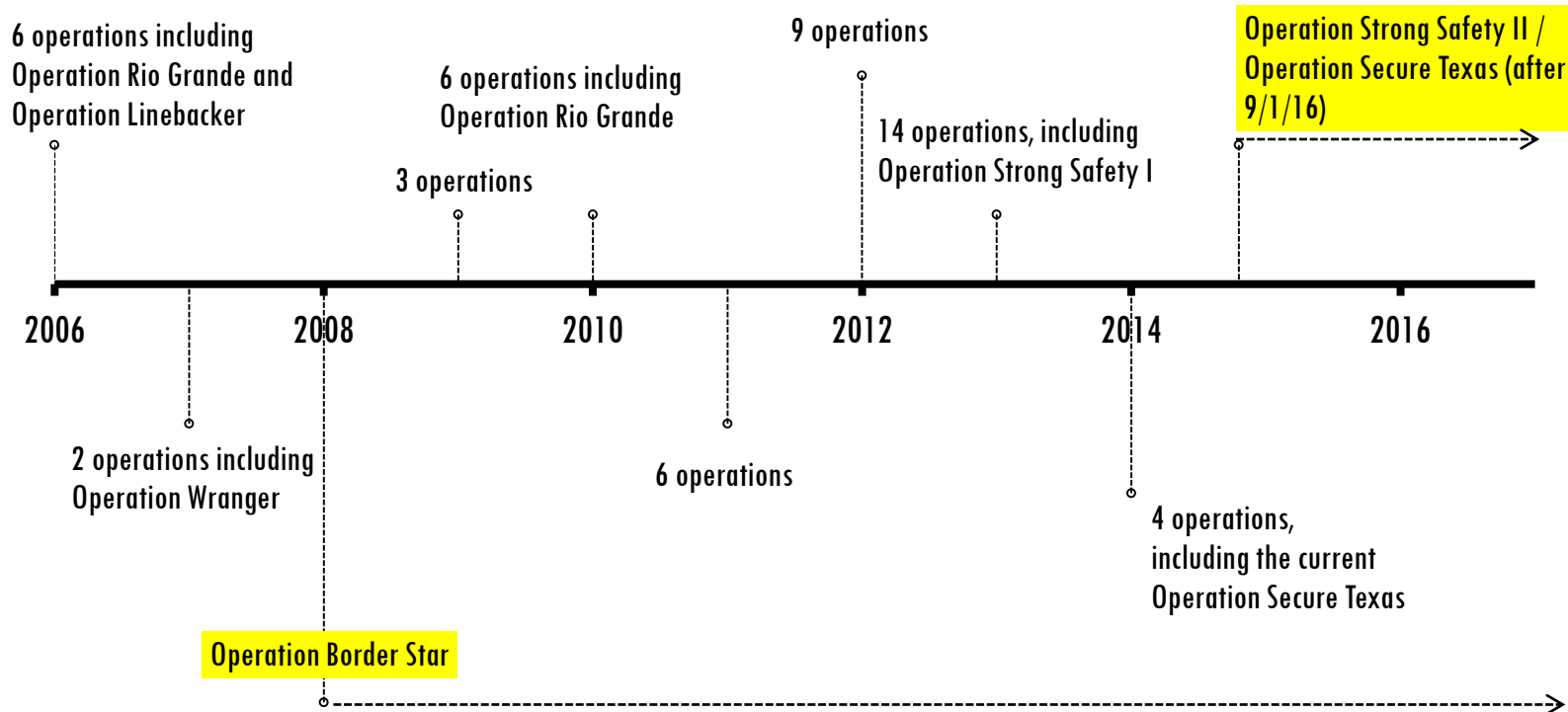
Source: LBB

A Decade of State Funding: FY 2008-17

Since fiscal year 2008 the Legislature has appropriated funds for a diverse range of border security-related purposes, including:

- (DPS) Grants to local law enforcement for costs related to surge operations;
- (DPS) Schedule C salary raises for law enforcement officers, overtime for troopers, new Texas Ranger division, and recruit training schools;
- (DPS) Acquisition and installation of motion-activated border cameras as part of Operation Drawbridge;
- (DPS) Development and staffing of Joint Operation Intelligence Centers in the border region and the Border Security Operations Center in the agency's Austin headquarters;
- (DPS) Acquisition of aircraft and replacement vehicles;
- (DPS) Establishment of the Tactical Marine Unit, including tactical patrol boats;
- (DPS) Crime laboratory equipment, DNA testing, and construction of a new crime laboratory in Laredo;
- (DPS) Funding to reimburse the Texas Military Department for participation in Operation Secure Texas;
- (DPS) Grants to transition law enforcement agencies to the National Incident Based Reporting System;
- (DPS) Support for the Trans-Texas Information Center and joint training facilities;
- (TPWD) Additional Game Warden positions, overtime, patrol boats, vehicles, and night-vision goggles;
- (Trusteed Programs Within the Office of the Governor) Funding for prosecution resources, equipment and training, and expanded anti-gang efforts; and
- (TDCJ) Funding for agency's Office of the Inspector General to collect and analyze gang-related intelligence.

State-initiated Border Security Operations



State Appropriations for Border Security, FY 2016-17

Total by Method of Finance (MOF)

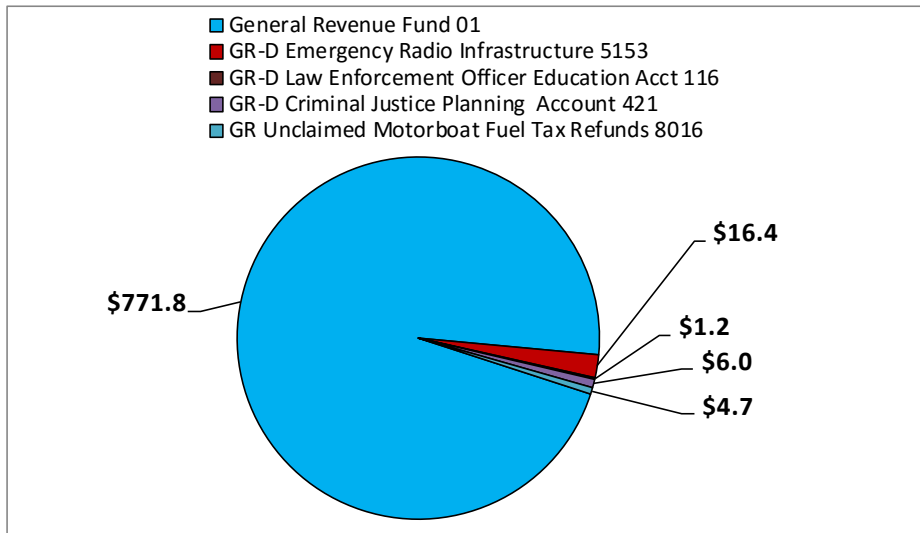
General Revenue Fund 01	\$	771,793,462
GR-D Emergency Radio Infrastructure 5153		16,378,348
GR-D Law Enforcement Officer Education Acct 116		1,181,667
GR-D Criminal Justice Planning Account 421		6,000,000
GR Unclaimed Motorboat Fuel Tax Refunds 8016		4,684,952
Border Security Initiative Total:	\$	800,038,429

Total State Funds by Agency

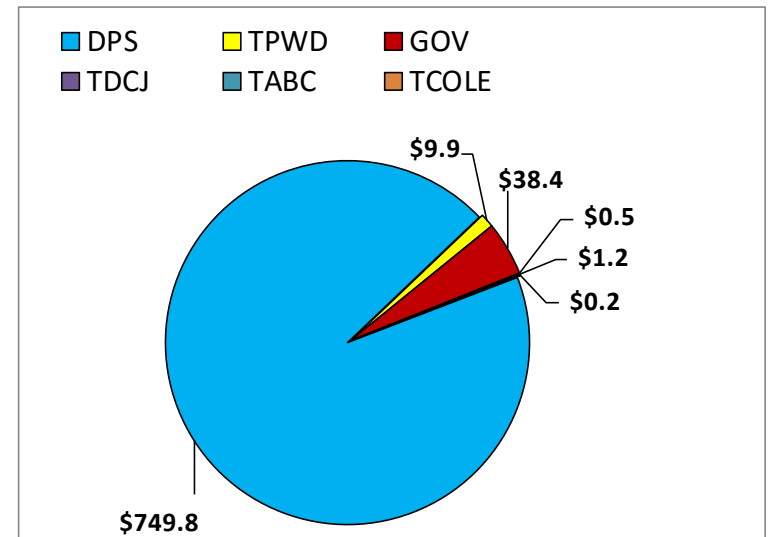
DPS	\$	749,833,480
TPWD		9,948,664
GOV		38,400,000
TDCJ		450,000
TABC		1,184,618
TCOLE		221,667
	\$	800,038,429

Border Security Initiative

Border Security Funding, By MOF (In Millions)



Border Security Funding, By Agency (In Millions)



Detail on State Appropriations (All Funds) for Border Security, FY 2016-17

Dollars				
Agency	Method of Finance	Appropriated, FY 2016-17	Funding Item Purpose	
Article IX, Sec. 7.09	DPS	001	\$ 305.1	Border security-related base
	DPS	001	142.6	10-hour work day
	DPS	001	83.4	Operation Strong Safety II
	DPS	001	87.0	250 new troopers
	DPS	001	20.0	Transfer troopers
	DPS	001	72.0	Transitional funding for TMD and OSS II
	DPS	001	8.8	New Texas Ranger Division
	DPS	001	7.5	Fully-equipped Pilatus aircraft
	DPS	001	2.4	Texas Transnational Intelligence Center
	DPS	001	2.0	Multiuse training facility
	DPS	001	1.6	South Texas College - Excellence
	DPS	116	1.0	NIBRS grant funding
	DPS	5153	16.4	NIBRS grant funding
			\$ 749.8	
	TPWD	001	5.3	19 additional Wardens (with equipment)
	TPWD	8016	4.7	Border security operations
			\$ 9.9	
	GOV	001	3.0	Additional prosecution resources
	GOV	001	10.2	Grants for anti-gang activities
	GOV	001	3.0	Contract w/ TMD to install border cameras
	GOV	001	10.2	Local border security grants (moved from DPS)
	GOV	001	6.0	Sustain year-round flight capability for helicopters
	GOV	421	6.0	Prosecution resources (grants)
			\$ 38.4	
	TABC	001	\$ 1.2	Fund 6 Special Investigations Unit (SIU) agents
	TDCJ	001	0.5	To agency's Office of Inspector General
	TCOLE	116	0.2	2.0 FTEs to assist DPS with border investigations
			\$ 800.0	
	DPS	555	\$ 38.8	Operation Stonegarden (estimated)
	DPS	444	0.7	Criminal Justice Grants (estimated)
	<i>Additional funds appropriated for border security in the GAA</i>		\$ 39.5	
			\$ 839.6	

Article IX, Section 7.11, 2016-17 GAA

(a) The Department of Public Safety, Texas Military Department, Texas Parks and Wildlife Department, Trusteed Programs Within the Office of the Governor, Texas Department of Criminal Justice, Texas Alcoholic Beverage Commission, Texas Commission on Law Enforcement, and any other agency as requested by the Legislative Budget Board, shall report all budgeted and expended amounts and performance results for border security as of January 31st and August 31st of each fiscal year to the Legislative Budget Board.

(b) In this section, border security is defined as activities associated with deterring crimes and enforcing state laws related to offenses listed in the Texas Government Code, Section 772.0071, or hunting and fishing laws related to poaching, or for which Texas receives federal grants intended to enhance law enforcement, or that relate to federal law enforcement operations, between designated entry and exit points in counties:

(1) adjacent to or a portion of which is located within 20 miles of an international border; or

(2) adjacent to two counties located on an international border with a population of more than 5,000 and less than 7,500 according to the most recent decennial census; or

(3) adjacent to the Gulf Intracoastal Waterway, as defined by the Texas Transportation Code, Section 51.002(4).

(c) This report shall be provided not later than 30 days after the reporting period specified in Subsection (a) and in a manner prescribed by the Legislative Budget Board. The report shall include, at a minimum:

(1) expended amounts and performance results for activities related to enforcing laws listed in Subsection (b) that occurring:

(A) in each county in Subsection (b) as well as for activities statewide that support the definition included in Subsection (b); enforcement of those laws in these counties, and

(B) in any geographic region outside of the counties included in Subsection (b), as requested, such as areas identified as smuggling corridors;

(2) the method of finance of budgeted and expended amounts;

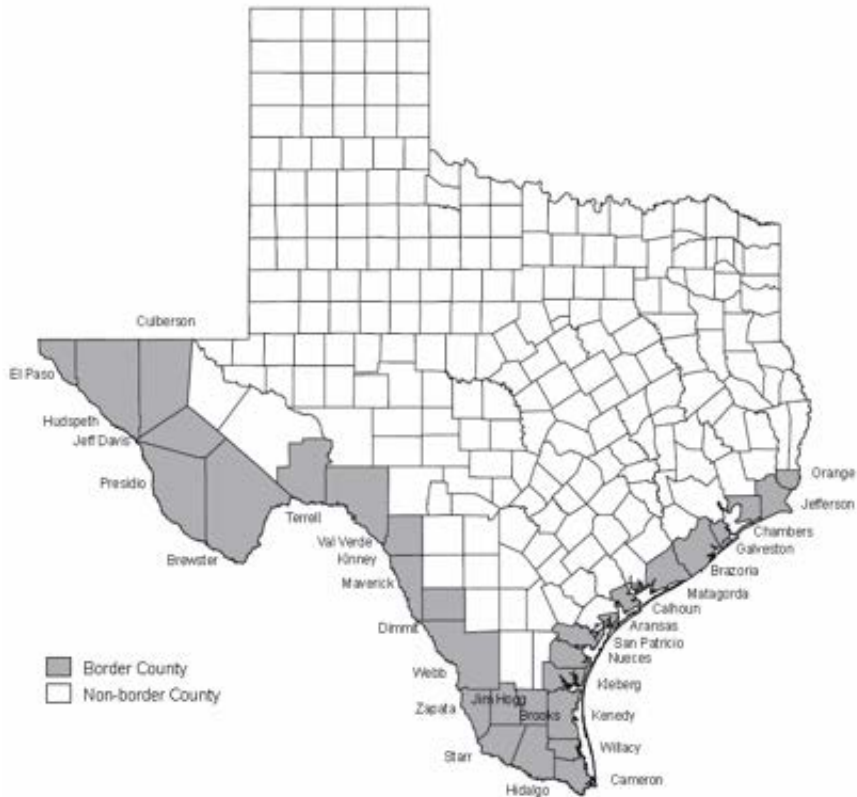
(3) the object of expense of budgeted and expended amounts; and

(4) regular and overtime pay.

Comparison of Border Regions

Article IX, Section 7.11, 2016-17 GAA

Department of Public Safety,
Regions 3 and 4



Implementation of Article IX, Section 7.11, 2016-17 GAA

- Met with and have ongoing dialogue with agencies listed in the rider
- Divided reporting into categories to allow information to easily be tied to the General Appropriations Act and other relevant legislation
- Template for reporting financial information was finalized and distributed to agencies in November 2015
- All agencies have provided a report to date; 7 of the 8 agencies did so using the definition in the rider and the template
- LBB staff is working with agencies to finalize performance information that will be reported

Overview of Border Security Expenditures (All Funds)

Agencies completing under definition of Art. IX Sec. 7.11, as of February 28, 2016

	Appropriated for 2016	Total Expended	Expended in Border Counties	Expended in Non-Border Counties (Direct Support)	Expended in Non-Border Counties
Trusted Programs (Office of the Governor)	\$ 47,889,174	\$ 14,727,218	\$ 8,014,453	\$ 6,712,764	\$ -
Office of the Attorney General	658,736	658,736	658,736	-	-
Texas Department of Criminal Justice	772,253	379,422	235,991	143,431	-
Texas Alcoholic Beverage Commission	684,510	377,147	377,147	-	-
Texas Commission on Law Enforcement	75,167	-	-	-	-
Texas Military Department	16,900,000	10,765,356	10,765,356	-	-
Parks and Wildlife Department	8,375,227	2,589,794	2,333,816	31,153	224,826
TOTAL:	\$ 75,355,067	\$ 29,497,673	\$ 22,385,499	\$ 6,887,348	\$ 224,826
Less IACs to TMD, TPWD:	\$ (18,220,321)	\$ (12,271,537)	\$ (12,085,677)	\$ (185,861)	\$ -
TOTAL, less IACs to TMD, TPWD:	\$ 57,134,746	\$ 17,226,136	\$ 10,299,822	\$ 6,701,488	\$ 224,826
	<i>Percent of Total Expended:</i>		<i>59.8%</i>	<i>38.9%</i>	<i>1.3%</i>

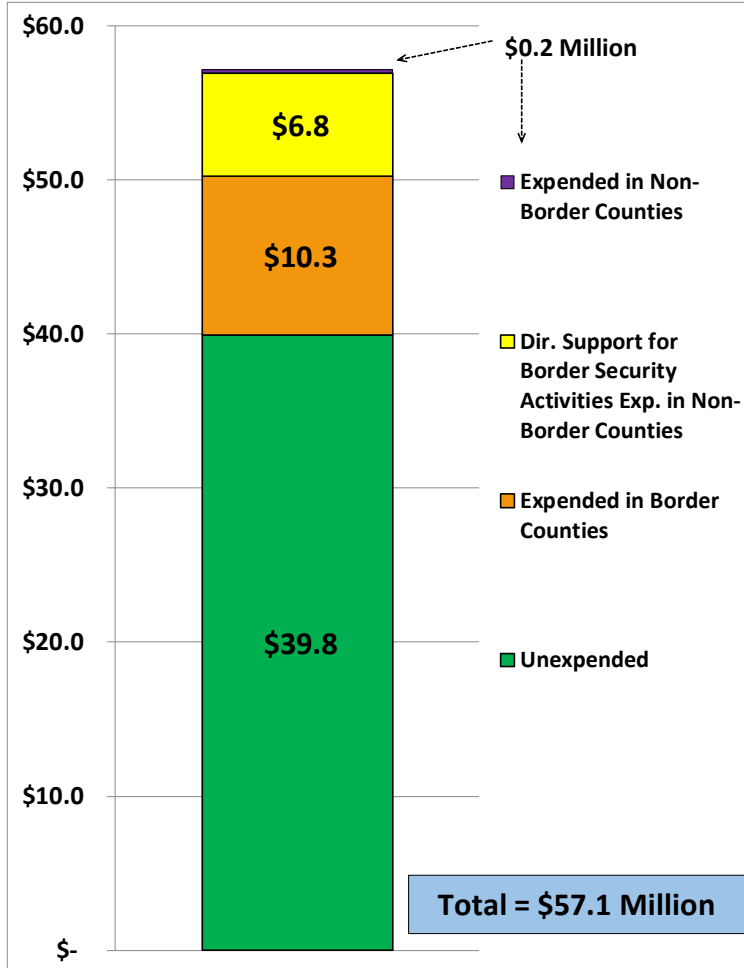
Overview of Border Security Expenditures (All Funds)

DPS submission, as of May 31, 2016

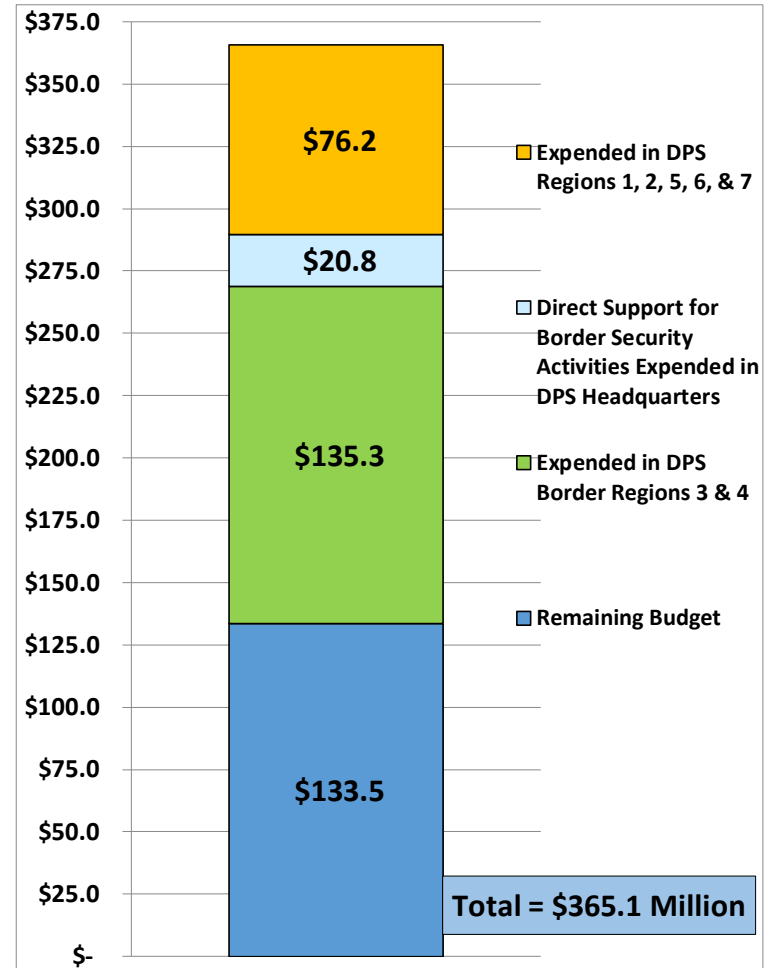
	Appropriated for 2016	Total Expended, All Regions	Expended in DPS Border Regions 3 & 4	Direct Support - Activities Expended in DPS Headquarters	Expended in DPS Regions 1, 2, 5, 6, & 7
Department of Public Safety	\$ 365,111,435	\$ 232,327,523	\$ 135,323,622	\$ 20,756,579	\$ 76,247,322
	<i>Percent of Total Expended:</i>		58.2%	8.9%	32.8%

Border Security Expenditures by Region

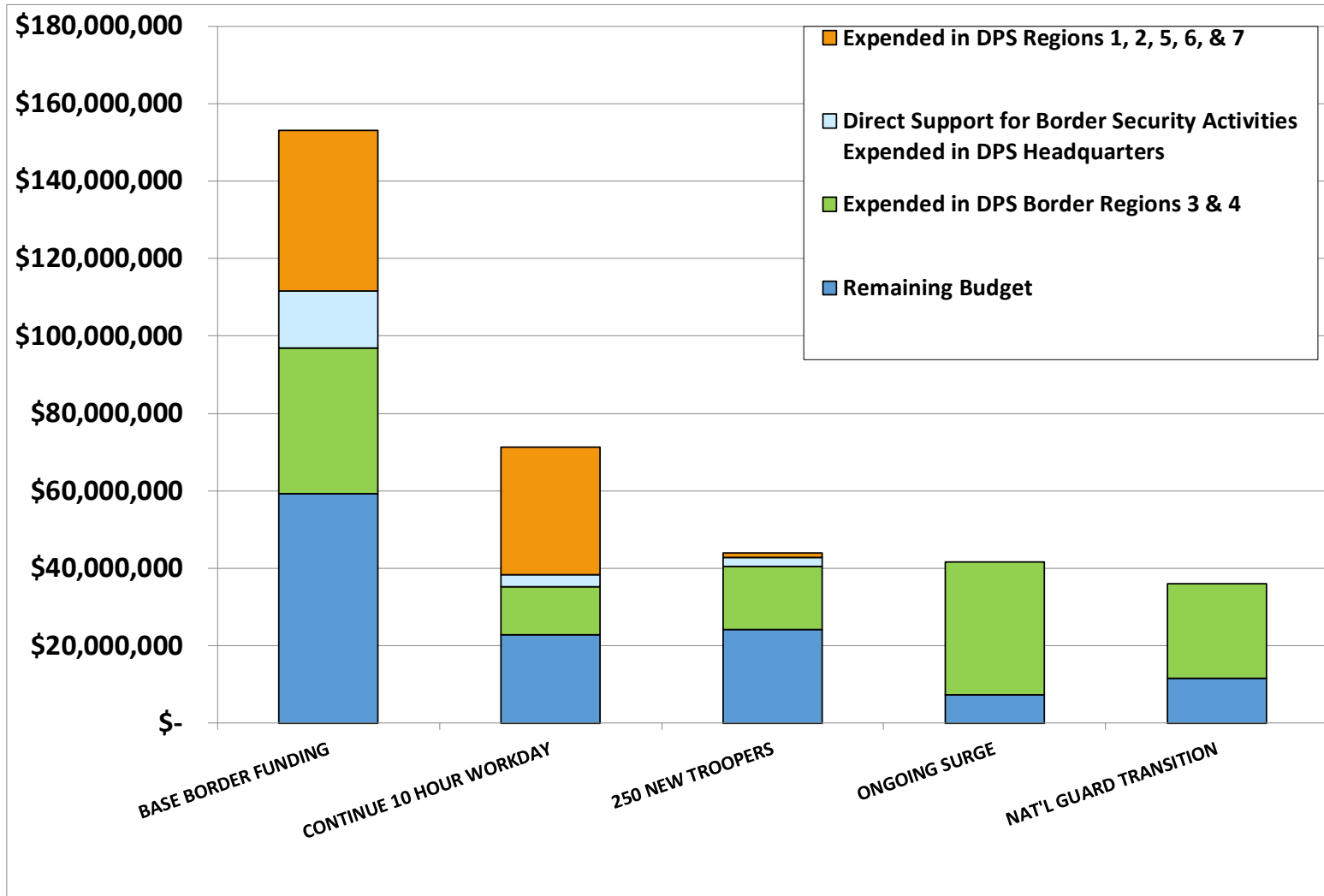
Agencies Using Art. IX, Sec. 7.11 Def. (2nd Q., In Millions)



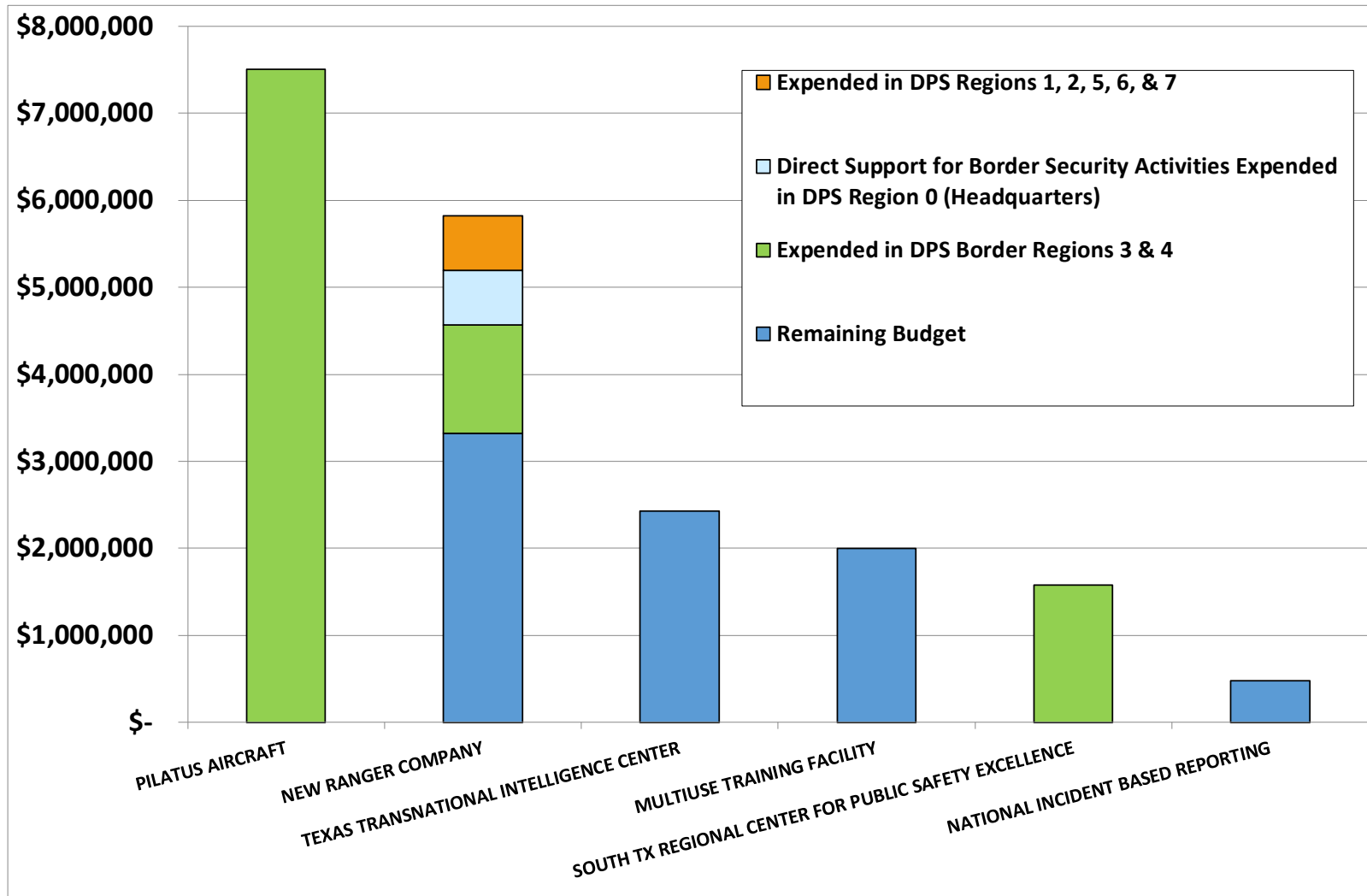
DPS Submission 3rd Q., In Millions



Detail – Department of Public Safety



Detail – Department of Public Safety



DPS Rider 58, 2016-17 GAA (Add 250 New Troopers)

Fiscal Year (as of August 31)	Trooper Addition		Commissioned Attrition			Commissioned Population		
	Recruits Starting	Recruits Graduated	Retirements	Other Terminations	Total Attrition	Other Adjustments ¹	Net Change to Comm Population	Total Filled Comm Positions
	<i>Drawn from Section 2</i>							<i>Excl. Recruits</i>
2000, est.	171	139	-70	-22	-92	0	47	3,108
2001, est.	158	136	-76	-72	-147	23	12	3,120
2002, est.	487	203	-76	-72	-148	-50	5	3,125
2003	294	291	-220	-62	-282	106	115	3,240
2004	269	360	-83	-92	-175	-147	38	3,278
2005	259	211	-83	-90	-173	-13	25	3,303
2006	129	0	-39	-102	-141	126	-15	3,288
2007	213	230	-92	-96	-188	-76	-34	3,254
2008	338	234	-164	-100	-264	305	275	3,529
2009	217	210	-101	-86	-187	-57	-34	3,495
2010	263	189	-109	-61	-170	-44	-25	3,470
2011	186	152	-101	-75	-176	66	42	3,512
2012	161	108	-101	-76	-177	-5	-74	3,438
2013	244	182	-75	-59	-134	40	88	3,526
2014	260	209	-80	-80	-160	20	69	3,595
2015	300	238	-66	-80	-146	-28	64	3,659
2016, DPS Est. ²	392	322	-74	-73	-147		175	3,834
2017, DPS Est. ³	535	448	-164	-100	-264		184	4,018

¹Includes Reinstatements and Terminations as a result of timing differences in reporting.

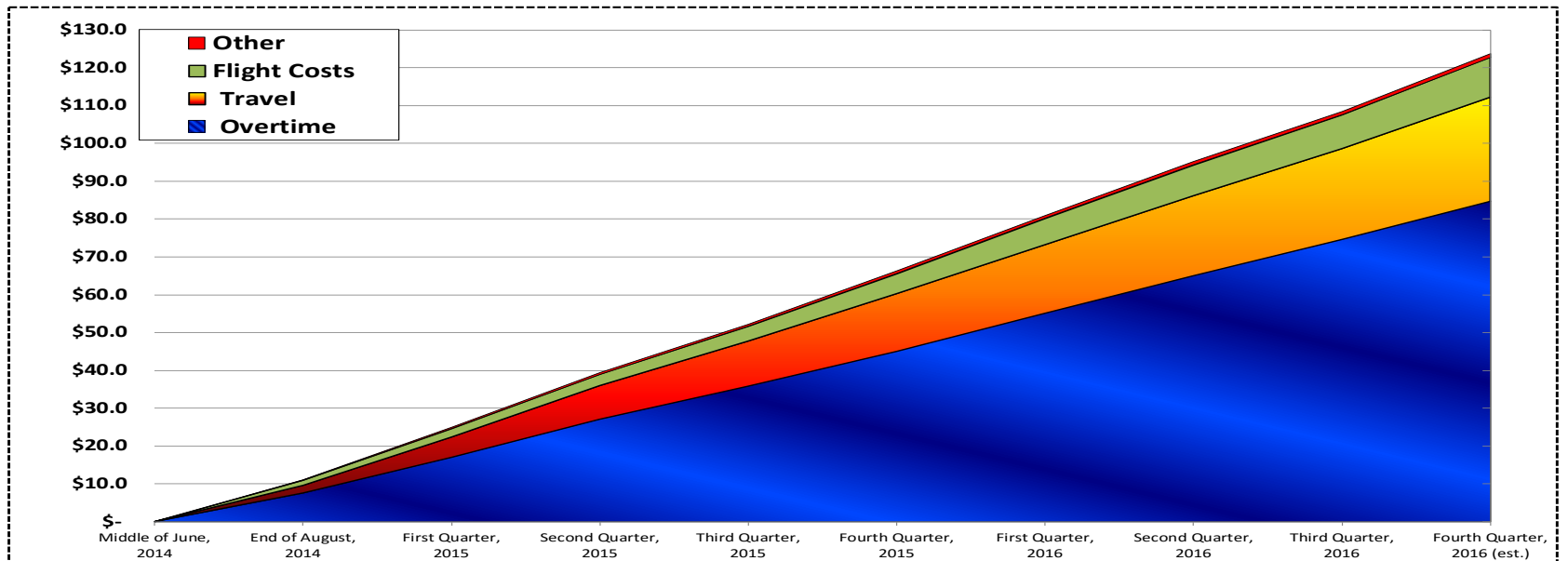
²Based on historical data, 2016 Retirements and Other Terminations equal the average of 2013, 2014, and 2015.

³Based on historical data, 2017 Retirements and Other Terminations equal 2008.

Source: DPS

DPS – Operation Secure Texas

	FY 2014		FY 2015				FY 2016			
	End of August, 2014		First Quarter, 2015	Second Quarter, 2015	Third Quarter, 2015	Fourth Quarter, 2015	First Quarter, 2016	Second Quarter, 2016	Third Quarter, 2016	Fourth Quarter, 2016 (est.)
Overtime	\$ 7.6	\$ 17.1	\$ 27.1	\$ 35.8	\$ 45.1	\$ 55.2	\$ 65.1	\$ 74.7	\$ 84.7	
Travel	2.1	5.4	9.0	11.9	15.2	18.1	21.1	23.9	27.5	
Flight Costs	1.2	2.2	2.9	3.9	5.3	6.9	8.1	9.0	10.5	
Other	0.2	0.4	0.5	0.6	0.7	0.7	0.8	0.9	1.0	
Cumulative Total:	\$ 11.1	\$ 25.0	\$ 39.4	\$ 52.2	\$ 66.3	\$ 80.9	\$ 95.1	\$ 108.4	\$ 123.8	
			FY 2015 Only: \$ 55.2			FY 2016 Only: \$ 57.4				



Resources

For more information about this topic:

1. Overview of Texas Border Security Funding and Activities, 2015
http://www.lbb.state.tx.us/Documents/Publications/GEER/Government_Effectiveness_and_Efficiency_Report_2015.pdf
2. Improve Transparency, Coordination, and Oversight of State Border Security Activities, 2015
http://www.lbb.state.tx.us/Documents/Publications/GEER/Government_Effectiveness_and_Efficiency_Report_2015.pdf
3. Texas Homeland Security Funding Primer, 2008: <http://www.lbb.state.tx.us/FederalFunds.aspx?Team=FedFunds>
4. Texas Homeland Security Strategic Plan, 2010–15:
http://governor.state.tx.us/files/homeland/HmLndSecurity_StratPlan2015.pdf
5. Border Security, Office of the Governor: <http://governor.state.tx.us/initiatives/border/>
6. Border Security, Department of Public Safety:
<http://www.txdps.state.tx.us/PublicInformation/borderSecStats.htm>
7. Unaccompanied Children (UAC) Sponsor Data Info Graphic:
<https://public.tableau.com/profile/state.of.texas.lbb#!/vizhome/UnaccompaniedChildrenReleasedtoSponsors/UnaccompaniedMinorswoNoCountData>



LEGISLATIVE BUDGET BOARD

Contact the LBB

Legislative Budget Board

www.lbb.state.tx.us

512.463.1200

DPS Border Funding

AY 2016 for the period ending 5/31/2016

Y-T-D (09/01/2015 - 05/31/2016) as of: 06/30/2016

	Original Budget	Adjusted Budget	Expenditures	Encumbrances	Remaining Budget	Expended in DPS Border Regions 3 & 4	Direct Support for Border Security Activities Expended in DPS Region 0 (Headquarters)	Expended in DPS Regions 1, 2, 5, 6, & 7	Expenditure Total (inc. Encumbrances)
BORDER FUNDING SUMMARY									
CONTINUE 10 HOUR WORKDAY	71,300,000	71,300,000	48,555,460	0	22,744,540	12,590,431	2,937,605	33,027,424	48,555,460
NATIONAL INCIDENT BASED REPORTING	480,000	480,000	0	0	480,000	0	0	0	0
250 NEW TROOPERS	43,748,045	43,934,371	14,182,514	5,485,271	24,266,586	16,113,818	2,369,968	1,183,999	19,667,785
EXTRAORDINARY OPERATIONS	41,700,000	41,706,122	34,259,919	50,940	7,395,263	34,310,859	0	0	34,310,859
NEW RANGER COMPANY	5,800,000	5,817,671	1,676,869	821,081	3,319,721	1,248,978	624,488	624,484	2,497,950
PILATUS AIRCRAFT	7,500,000	7,500,000	0	7,500,000	0	7,500,000	0	0	7,500,000
TEXAS TRANSNATIONAL INTELLIGENCE CENTER	2,430,812	2,430,812	0	0	2,430,812	0	0	0	0
MULTIUSE TRAINING FACILITY	2,000,000	2,000,000	0	0	2,000,000	0	0	0	0
SOUTH TX REGIONAL CENTER FOR PUBLIC SAFETY EXCELLENCE	1,582,000	1,582,000	1,582,000	0	0	1,582,000	0	0	1,582,000
CROSS-AGENCY FUNDING	36,000,000	36,096,429	21,934,171	2,470,700	11,691,558	24,404,871	0	0	24,404,871
BASE BORDER FUNDING	152,570,578	153,014,841	81,168,246	12,640,352	59,206,243	37,572,665	14,824,518	41,411,415	93,808,598
TOTAL BORDER FUNDING	365,111,435	365,862,246	203,359,179	28,968,344	133,534,723	135,323,622	20,756,579	76,247,322	232,327,523

	Original Budget	Adjusted Budget	Expenditures	Encumbrances	Remaining Budget	Expended in DPS Border Regions 3 & 4	Direct Support for Border Security Activities Expended in DPS Region 0 (Headquarters)	Expended in DPS Regions 1, 2, 5, 6, & 7	Expenditure Total (inc. Encumbrances)
EXCEPTIONAL ITEM DETAIL									
CONTINUE 10 HOUR WORKDAY									
<i>1001 - APPROPRIATED GENERAL REVENUE</i>									
3076 - 2-1-5 RECRUITMENT, RETENTION, AND SUPPORT									
1001 - SALARIES AND WAGES	71,300,000	71,300,000	48,555,460	0	22,744,540	12,590,431	2,937,605	33,027,424	48,555,460
3076 - 2-1-5 RECRUITMENT, RETENTION, AND SUPPORT- Subtotal	71,300,000	71,300,000	48,555,460	0	22,744,540	12,590,431	2,937,605	33,027,424	48,555,460
<i>1001 - APPROPRIATED GENERAL REVENUE</i>	71,300,000	71,300,000	48,555,460	0	22,744,540	12,590,431	2,937,605	33,027,424	48,555,460
CONTINUE 10 HOUR WORKDAY	71,300,000	71,300,000	48,555,460	0	22,744,540	12,590,431	2,937,605	33,027,424	48,555,460

Agency Comments:

The 10-Hour Workday exceptional item is to fund overtime for all DPS commissioned law enforcement officers statewide. These expenditures are allocated based on the location (i.e., home station) of each commissioned officer and are identified as being located in a DPS defined Region.

NATIONAL INCIDENT BASED REPORTING

<i>1116 - LAW ENFORC OFFICER STANDARDS</i>									
3033 - 5-1-2 CRIME RECORDS									
4000 - GRANTS	480,000	480,000	0	0	480,000	0	0	0	0
3033 - 5-1-2 CRIME RECORDS - Subtotal	480,000	480,000	0	0	480,000	0	0	0	0
<i>1116 - LAW ENFORC OFFICER STANDARDS</i>	480,000	480,000	0	0	480,000	0	0	0	0
NATIONAL INCIDENT BASED REPORTING	480,000	480,000	0	0	480,000	0	0	0	0

Agency Comments:

The DPS Uniformed Crime Report (UCR) training staff is currently working with the Regional Council of Governments and has planned to have eight training sessions around the state of Texas to provide a functional awareness and education of Incident Based Reporting (IBR), what that will mean to the agencies, grant money opportunities (compliments HB11), and the sunset of UCR. In addition, DPS trainers will attend training provided by the FBI Criminal Justice Information Services Division in Clarksburg, WV. There, DPS trainers will receive focused training with FBI trainers to further their knowledge of UCR-IBR.

	Original Budget	Adjusted Budget	Expenditures	Encumbrances	Remaining Budget	Expended in DPS Border Regions 3 & 4	Direct Support for Border Security Activities Expended in DPS Region 0 (Headquarters)	Expended in DPS Regions 1, 2, 5, 6, & 7	Expenditure Total (inc. Encumbrances)
250 NEW TROOPERS									
1001 - APPROPRIATED GENERAL REVENUE									
3076 - 2-1-5 RECRUITMENT, RETENTION, AND SUPPORT									
1001 - SALARIES AND WAGES	18,755,310	15,027,589	11,435,424	0	3,592,165	9,369,043	1,377,969	688,412	11,435,424
1002 - OTHER PERSONNEL COSTS	1,035,654	546,493	220,727	0	325,766	180,842	26,598	13,287	220,727
2001 - PROFESSIONAL FEES AND SEI	969,190	1,191,709	506,764	241,462	443,483	613,022	90,161	45,043	748,226
2002 - FUELS AND LUBRICANTS	1,772,810	1,357,990	98,250	0	1,259,740	80,496	11,839	5,915	98,250
2003 - CONSUMABLE SUPPLIES	832,721	579,140	163,176	0	415,964	133,690	19,663	9,823	163,176
2004 - UTILITIES	3,101,125	1,314,700	16,895	5,432	1,292,373	18,293	2,690	1,344	22,327
2005 - TRAVEL	212,719	97,459	85,696	0	11,763	70,211	10,326	5,159	85,696
2006 - RENT - BUILDING	1,430,020	1,084,061	1,200	0	1,082,861	983	145	72	1,200
2007 - RENT - MACHINE AND OTHER	978	978	400	0	578	328	48	24	400
2009 - OTHER OPERATING	5,598,438	11,969,489	1,653,982	1,308,093	9,007,414	2,426,828	356,930	178,317	2,962,075
5000 - CAPITAL EXPENSE	10,039,080	10,764,763	0	3,930,284	6,834,479	3,220,082	473,599	236,603	3,930,284
3076 - 2-1-5 RECRUITMENT, RETENTION, AND SUPPORT- Subtotal	43,748,045	43,934,371	14,182,514	5,485,271	24,266,586	16,113,818	2,369,968	1,183,999	19,667,785
1001 - APPROPRIATED GENERAL REVENUE	43,748,045	43,934,371	14,182,514	5,485,271	24,266,586	16,113,818	2,369,968	1,183,999	19,667,785
250 NEW TROOPERS	43,748,045	43,934,371	14,182,514	5,485,271	24,266,586	16,113,818	2,369,968	1,183,999	19,667,785

Agency Comments:

As of this reporting period the Texas Department of Public Safety has recruited, trained, equipped, and deployed 90 new troopers as directed by House Bill 1 of the 84th Legislature. Along with these new troopers DPS has deployed an additional 35 commissioned personnel to support the states goal of enhancing law enforcements efforts along the Texas/Mexico border. In addition, the Education, Training, & Research Division (ETR) has hired an additional 17 recruiters. These recruiters are commissioned personnel and are located throughout Texas; five in Regions 3 and 4, two in Region 0 (headquarters), and ten in other Regions.

As also noted in the DPS 3rd quarter Rider 58 Report, an additional 66 New Troopers have been assigned to Regions 3 and 4 from the 2016-A School that graduated on 06/17/2016. DPS will also assign 53 New Troopers to Regions 3 & 4 from the 2016-B School that graduate on 08/19/2016. This will result in an overall total of 209 New Troopers in Regions 3 & 4 by the end of fiscal year 2016.

The expenditures are inferred by the location (i.e., home station) of each filled position and are identified as being located in a DPS defined Region. Expenditures above that are allocated outside of Regions 3 and 4 are due to indirect costs which provide support to the efforts of the new troopers and additional commissioned personnel.

	Original Budget	Adjusted Budget	Expenditures	Encumbrances	Remaining Budget	Expended in DPS Border Regions 3 & 4	Direct Support for Border Security Activities Expended in DPS Region 0 (Headquarters)	Expended in DPS Regions 1, 2, 5, 6, & 7	Expenditure Total (inc. Encumbrances)
EXTRAORDINARY OPERATIONS									
<i>1001 - APPROPRIATED GENERAL REVENUE</i>									
3075 - 2-1-4 EXTRAORDINARY OPERATIONS									
1001 - SALARIES AND WAGES	34,153,550	33,808,161	26,629,106	0	7,179,055	26,629,106	0	0	26,629,106
1002 - OTHER PERSONNEL COSTS	0	6,270	4,859	0	1,411	4,859	0	0	4,859
2001 - PROFESSIONAL FEES AND SEI	0	50,681	39,188	14,911	(3,418)	54,099	0	0	54,099
2002 - FUELS AND LUBRICANTS	7,546,450	210,384	62,901	14,429	133,054	77,330	0	0	77,330
2003 - CONSUMABLE SUPPLIES	0	5,000	4,090	0	910	4,090	0	0	4,090
2005 - TRAVEL	0	7,445,940	7,421,495	0	24,445	7,421,495	0	0	7,421,495
2006 - RENT - BUILDING	0	30,800	0	21,600	9,200	21,600	0	0	21,600
2007 - RENT - MACHINE AND OTHER	0	0	4,439	0	(4,439)	4,439	0	0	4,439
2009 - OTHER OPERATING	0	148,886	93,841	0	55,045	93,841	0	0	93,841
3075 - 2-1-4 EXTRAORDINARY OPERATIONS - Subtotal	41,700,000	41,706,122	34,259,919	50,940	7,395,263	34,310,859	0	0	34,310,859
<i>1001 - APPROPRIATED GENERAL REVENUE</i>	41,700,000	41,706,122	34,259,919	50,940	7,395,263	34,310,859	0	0	34,310,859
EXTRAORDINARY OPERATIONS	41,700,000	41,706,122	34,259,919	50,940	7,395,263	34,310,859	0	0	34,310,859

Agency Comments:

During the 84th Legislative Session, the State Legislature provided funding for the continuance of Operation Strong Safety/Operation Secure Texas through the 2016-17 biennium. Operation Strong Safety/Operation Secure Texas refers to border deterrence, detection and interdiction activities in the designated area of operation along the border. All expenditures have been allocated to Regions 3 and 4 based on the designated area of activities.

	Original Budget	Adjusted Budget	Expenditures	Encumbrances	Remaining Budget	Expended in DPS Border Regions 3 & 4	Direct Support for Border Security Activities Expended in DPS Region 0 (Headquarters)	Expended in DPS Regions 1, 2, 5, 6, & 7	Expenditure Total (inc. Encumbrances)
NEW RANGER COMPANY									
<i>1001 - APPROPRIATED GENERAL REVENUE</i>									
3074 - 2-1-3 ROUTINE OPERATIONS									
1001 - SALARIES AND WAGES	2,543,634	1,242,140	667,543	0	574,597	333,772	166,886	166,885	667,543
1002 - OTHER PERSONNEL COSTS	124,701	55,827	28,810	0	27,017	14,405	7,203	7,202	28,810
2001 - PROFESSIONAL FEES AND SEI	118,733	913	913	0	0	457	228	228	913
2002 - FUELS AND LUBRICANTS	141,505	71,199	15,016	0	56,183	7,508	3,754	3,754	15,016
2003 - CONSUMABLE SUPPLIES	84,828	36,683	5,983	0	30,700	2,992	1,496	1,495	5,983
2004 - UTILITIES	121,806	43,552	6,886	770	35,896	3,828	1,914	1,914	7,656
2005 - TRAVEL	39,214	46,729	12,229	0	34,500	6,115	3,057	3,057	12,229
2006 - RENT - BUILDING	151,221	3,263	0	0	3,263	0	0	0	0
2009 - OTHER OPERATING	1,322,724	2,814,286	939,489	10,064	1,864,733	474,777	237,388	237,388	949,553
5000 - CAPITAL EXPENSE	1,151,634	1,503,079	0	810,247	692,832	405,124	202,562	202,561	810,247
3074 - 2-1-3 ROUTINE OPERATIONS - Subtotal	5,800,000	5,817,671	1,676,869	821,081	3,319,721	1,248,978	624,488	624,484	2,497,950
<i>1001 - APPROPRIATED GENERAL REVENUE</i>	5,800,000	5,817,671	1,676,869	821,081	3,319,721	1,248,978	624,488	624,484	2,497,950
NEW RANGER COMPANY	5,800,000	5,817,671	1,676,869	821,081	3,319,721	1,248,978	624,488	624,484	2,497,950

Agency Comments:

Currently the New Texas Ranger Company, which is focused in the border region, has added six commissioned personnel in Regions 3 and 4, one at Region 0 (headquarters), and three in other Regions. Expenditures are inferred by the location (i.e., home station) of each filled position and are identified as being located in a DPS defined Region. Expenditures above that are allocated outside of Regions 3 and 4 are due to indirect costs which provide support to the efforts of the additional commissioned personnel.

	Original Budget	Adjusted Budget	Expenditures	Encumbrances	Remaining Budget	Expended in DPS Border Regions 3 & 4	Direct Support for Border Security Activities Expended in DPS Region 0 (Headquarters)	Expended in DPS Regions 1, 2, 5, 6, & 7	Expenditure Total (inc. Encumbrances)
PILATUS AIRCRAFT									
<i>1001 - APPROPRIATED GENERAL REVENUE</i>									
3074 - 2-1-3 ROUTINE OPERATIONS									
5000 - CAPITAL EXPENSE	7,500,000	7,500,000	0	7,500,000	0	7,500,000	0	0	7,500,000
3074 - 2-1-3 ROUTINE OPERATIONS - Subtotal	7,500,000	7,500,000	0	7,500,000	0	7,500,000	0	0	7,500,000
<i>1001 - APPROPRIATED GENERAL REVENUE</i>	7,500,000	7,500,000	0	7,500,000	0	7,500,000	0	0	7,500,000
PILATUS AIRCRAFT	7,500,000	7,500,000	0	7,500,000	0	7,500,000	0	0	7,500,000

Agency Comments:

The Pilatus aircraft is encumbered at \$8,177,755. The additional \$677,755 is due to the increased cost of the aircraft as well as the necessary equipment to properly outfit the aircraft for operations. The additional funding for this item has been allocated from the Flexible Funding (Art. IX, Sect. 17.09) source provided to DPS to ensure a continued presence on the border.

TEXAS TRANSNATIONAL INTELLIGENCE CENTER

<i>1001 - APPROPRIATED GENERAL REVENUE</i>									
3070 - 2-1-2 NETWORKED INTELLIGENCE									
4000 - GRANTS	2,430,812	2,430,812	0	0	2,430,812	0	0	0	0
3070 - 2-1-2 NETWORKED INTELLIGENCE - Subtotal	2,430,812	2,430,812	0	0	2,430,812	0	0	0	0
<i>1001 - APPROPRIATED GENERAL REVENUE</i>	2,430,812	2,430,812	0	0	2,430,812	0	0	0	0
TEXAS TRANSNATIONAL INTELLIGENCE CENTER	2,430,812	2,430,812	0	0	2,430,812	0	0	0	0

Agency Comments:

Currently DPS is working with the McAllen Police Department and Hidalgo County Sheriff's Department to establish a Memorandum of Understanding (MOU) agreement for the transfer of funds. An agreement between the McAllen PD and Hidalgo County Sheriff's Office is being negotiated.

	Original Budget	Adjusted Budget	Expenditures	Encumbrances	Remaining Budget	Expended in DPS Border Regions 3 & 4	Direct Support for Border Security Activities Expended in DPS Region 0 (Headquarters)	Expended in DPS Regions 1, 2, 5, 6, & 7	Expenditure Total (inc. Encumbrances)
MULTIUSE TRAINING FACILITY									
<i>1001 - APPROPRIATED GENERAL REVENUE</i>									
3074 - 2-1-3 ROUTINE OPERATIONS									
5000 - CAPITAL EXPENSE	2,000,000	2,000,000	0	0	2,000,000	0	0	0	0
3074 - 2-1-3 ROUTINE OPERATIONS - Subtotal	2,000,000	2,000,000	0	0	2,000,000	0	0	0	0
<i>1001 - APPROPRIATED GENERAL REVENUE</i>									
	2,000,000	2,000,000	0	0	2,000,000	0	0	0	0
MULTIUSE TRAINING FACILITY	2,000,000	2,000,000	0	0	2,000,000	0	0	0	0

Agency Comments:

As of June 1, 2016, the City of Edinburg and the County of Hidalgo have withdrawn interest in donating 200 acres of land to DPS for the multiuse training facility. On July 1, 2016, DPS submitted a request in accordance with Article IX, Section 14.03(h)(3), to make adjustments to a DPS capital budget item. DPS has requested to repurpose these funds for other projects along the border. Two such projects have been identified: a) \$0.5 million for the Regional Center for Public Safety Excellence at South Texas College, and b) \$1.5 million for vehicle replacement.

SOUTH TX REGIONAL CENTER FOR PUBLIC SAFETY EXCELLENCE

<i>1001 - APPROPRIATED GENERAL REVENUE</i>									
3074 - 2-1-3 ROUTINE OPERATIONS									
4000 - GRANTS	1,582,000	1,582,000	1,582,000	0	0	1,582,000	0	0	1,582,000
3074 - 2-1-3 ROUTINE OPERATIONS - Subtotal	1,582,000	1,582,000	1,582,000	0	0	1,582,000	0	0	1,582,000
<i>1001 - APPROPRIATED GENERAL REVENUE</i>									
	1,582,000	1,582,000	1,582,000	0	0	1,582,000	0	0	1,582,000
SOUTH TX REGIONAL CENTER FOR PUBLIC SAFETY EXCELLENCE	1,582,000	1,582,000	1,582,000	0	0	1,582,000	0	0	1,582,000

Agency Comments:

A Memorandum of Understanding (MOU) has been established between the Texas Department of Public Safety (DPS) and South Texas College (STC) and funds were transferred to the STC on 04/01/2016. The purpose of these funds is to assist STC with conducting training for law enforcement agencies.

	Original Budget	Adjusted Budget	Expenditures	Encumbrances	Remaining Budget	Expended in DPS Border Regions 3 & 4	Direct Support for Border Security Activities Expended in DPS Region 0 (Headquarters)	Expended in DPS Regions 1, 2, 5, 6, & 7	Expenditure Total (inc. Encumbrances)
CROSS-AGENCY FUNDING									
<i>1001 - APPROPRIATED GENERAL REVENUE</i>									
3076 - 2-1-5 RECRUITMENT, RETENTION, AND SUPPORT									
1001 - SALARIES AND WAGES	1,409,111	7,283,407	3,080,232	0	4,203,175	3,080,232	0	0	3,080,232
1002 - OTHER PERSONNEL COSTS	0	102,118	86,806	0	15,312	86,806	0	0	86,806
2001 - PROFESSIONAL FEES AND SEI	0	152,255	146,545	13,909	(8,199)	160,454	0	0	160,454
2002 - FUELS AND LUBRICANTS	1,083,667	337,285	14,063	349	322,873	14,412	0	0	14,412
2003 - CONSUMABLE SUPPLIES	0	726,600	282,763	8,316	435,521	291,079	0	0	291,079
2004 - UTILITIES	0	1,006,200	448,329	45,019	512,852	493,348	0	0	493,348
2005 - TRAVEL	0	381,000	21,195	0	359,805	21,195	0	0	21,195
2006 - RENT - BUILDING	0	6,000	5,403	0	597	5,403	0	0	5,403
2007 - RENT - MACHINE AND OTHER	0	13,500	6,945	1,295	5,260	8,240	0	0	8,240
2009 - OTHER OPERATING	33,507,222	5,222,984	2,260,768	1,724,057	1,238,159	3,984,825	0	0	3,984,825
4000 - GRANTS	0	19,865,080	15,581,122	0	4,283,958	15,581,122	0	0	15,581,122
5000 - CAPITAL EXPENSE	0	1,000,000	0	677,755	322,245	677,755	0	0	677,755
3076 - 2-1-5 RECRUITMENT, RETENTION, AND SUPPORT- Subtotal	36,000,000	36,096,429	21,934,171	2,470,700	11,691,558	24,404,871	0	0	24,404,871
<i>1001 - APPROPRIATED GENERAL REVENUE</i>	36,000,000	36,096,429	21,934,171	2,470,700	11,691,558	24,404,871	0	0	24,404,871
CROSS-AGENCY FUNDING	36,000,000	36,096,429	21,934,171	2,470,700	11,691,558	24,404,871	0	0	24,404,871
TOTAL EXCEPTIONAL ITEMS									
	212,540,857	212,847,405	122,190,933	16,327,992	74,328,480	97,750,957	5,932,061	34,835,907	138,518,925

Agency Comments:

This is a Flexible Funding (Art. IX, Sect. 17.09) source provided to DPS to ensure a continued presence on the border. This funding to DPS provides for personnel, training, equipment and other support costs for DPS troopers and transitional deployment costs for the National Guard.

As of this reporting period DPS has transferred \$14 million to the Texas Military Department and \$1.5 million to the Texas Parks and Wildlife Department for a total of \$15.5 million, which can also be found in the DPS Rider 58 Report. With the continuation of ongoing surge activities as directed by Governor Abbott, DPS will transfer an additional \$3.3 million to the Texas Military Department and \$814 thousand to the Texas Parks and Wildlife Department for a total of \$4.1 million. By the end of the AY '16, a total of \$19.7 million will have been transferred to TMD and TPWD to maintain additional presence on the border.

Additional expenditures include replacement of \$6 million that was cut from Routine Operations, and a contract with TMD for maintenance and deployment of Drawbridge cameras, as well as additional cost of the Pilatus aircraft. All expenditures have been allocated to Regions 3 and 4 based on the designated area of activities.

	Original Budget	Adjusted Budget	Expenditures	Encumbrances	Remaining Budget	Expended in DPS Border Regions 3 & 4	Direct Support for Border Security Activities Expended in DPS Region 0 (Headquarters)	Expended in DPS Regions 1, 2, 5, 6, & 7	Expenditure Total (inc. Encumbrances)
BASE BORDER FUNDING									
2016 Base Funding in 02-01-02 Networked Intelligence	7,287,027	7,314,223	2,112,974	607,170	4,594,079	1,440,044	1,120,155	159,945	2,720,144
2016 Base Funding in 02-01-03 Routine Operations	20,953,403	21,271,360	15,732,125	1,012,717	4,526,518	14,747,182	855,661	1,141,999	16,744,842
Commissioned OT in Base (excluding above two strategies)	27,030,800	27,030,800	12,846,309	0	14,184,491	2,579,539	829,872	9,436,898	12,846,309
Vehicles and Related Equipment 2012/13 Exceptional Item	5,700,444	5,700,444	1,530,809	2,899,816	1,269,819	4,430,625	0	0	4,430,625
Vehicles 2014/15 Exceptional Item	5,000,000	5,000,000	0	3,991,452	1,008,548	3,991,452	0	0	3,991,452
Schedule C Pay Raises 2014/15 Exceptional Item	48,384,084	48,384,084	29,986,099	0	18,397,985	6,021,209	1,937,102	22,027,788	29,986,099
Additional Recruit Schools - 2014/15 Exceptional Item	6,003,045	6,002,545	0	0	6,002,545	0	0	0	0
Appropriation 54005 - IT Modernization (part of \$30.4 M IT 2012-13 Exceptional Item)	8,500,002	8,500,002	4,924,719	1,893,922	1,681,361	1,065,754	162,284	5,590,603	6,818,641
Appropriation 54007 - Crime Records - IT (part of \$30.4 M IT 2012-13 Exceptional Item)	3,279,625	3,279,625	318,600	1,371,693	1,589,332	0	1,690,293	0	1,690,293
Crime Lab Capacity - 2014/15 Exceptional Item	2,759,112	2,807,382	2,011,423	56,757	739,202	2,068,180	0	0	2,068,180
Restoration of \$32M & Other Indirect Costs	17,673,036	17,724,376	11,705,188	806,825	5,212,363	1,228,680	8,229,151	3,054,182	12,512,013
TOTAL BASE BORDER FUNDING	152,570,578	153,014,841	81,168,246	12,640,352	59,206,243	37,572,665	14,824,518	41,411,415	93,808,598
Agency Comments:									
Article IX, Section 17.09 informational listing identifies the Texas Department of Public Safety to have \$305.1 Million in biennial Baseline Border Security (Adjusted) funding. The items listed have been identified by DPS as previously funded items appropriated to DPS with the intent of ensuring a continued border presence by DPS. Expenditures above are inferred by the location (i.e., home station) of filled positions and are identified as being located in a DPS defined Region.									
GRAND TOTAL BORDER FUNDING	365,111,435	365,862,246	203,359,179	28,968,344	133,534,723	135,323,622	20,756,579	76,247,322	232,327,523